



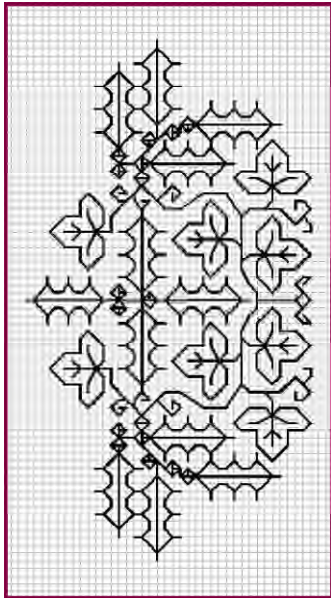
Stitches



The Newsletter of the Town Clock Stitches

December 2008

2008—2009



Winter: Holly & Ivy

Inside this issue:

Membership Memo	2
Newsletter Corner	2
Four Sheep Grazing Workshop	3
Where Did You Get That?	5
Odds & Ends	6
Links of Interest	6

President's Message

Winter

Hello fellow Stitches,

Here we are, it is fall already and soon the snow will be flying. It is the time of year to curl up with a blanket and do a little stitching.

I would like to take this opportunity to welcome our new and returning members. We have had a wonderful turn out for our meetings and stitch-ins. I hope the trend continues.

Now that we are on the web www.townclockstitches.ca, I hope everyone has had a chance to check it out. We have gotten some very positive comments from other guilds about the website and the newsletter. (Great job Melissa and Jean!)

I would like to thank the executive for all of their hard work, guidance and support. You have all been great.

Ticket sales for The Twelve Days of Christmas are going well. Before you know it we will be getting together for our December gathering and drawing 2 lucky winners.

I look forward to seeing everyone on November 25th 7:00pm, at the Museum on Summer Street.

Wishing everyone the very best over the holiday season!!

Happy Stitching,

Holly





Membership Memo

The Town Clock Stitchers now has 31 members. If you have any questions regarding membership, or have not received your Embroidery Canada magazine, please email me at info@townclockstitchers.ca.

Have a great Christmas/Holiday Season!

Happy Stitching!

Lorraine



Newsletter Corner

The Lady's Slipper Needle Arts Guild Nov-Dec 2008 newsletter *Isle of the Needle* mentions that they have designed and submitted a sampler for *A Needle Pulling Thread* that will be in the Spring 2009 edition. Looking forward to seeing it.

In the September 2008 issue of *Needle Notes* by the Ottawa Valley Guild of Stitchery there are three interesting articles you might like to read. OVGS has their newsletters available on their website, drop by and check it out. <http://www.ovgs.ca/needlenotes.htm>

The Spring edition of our own newsletter, *Stitches*, will be released around the end of February and submissions should be sent/given to me for February 13th, 2009. newsletter@townclockstitchers.ca

If one of the members would like to see *Isle of the Needle*, or *Needle Notes* I will have them with me at the next meeting.




Four Sheep Grazing By Michelle Stacey Workshop

There was so much interest in Leslie's finished piece that she displayed at Scott Manor House that we decided to stitch the pattern as our fall workshop. We painted the fabric with the guidance of Agnes. Jean organized the materials and talked us through the instructions.

Thanks to Agnes and Jean for the help.

On October 25th we put the plain muslin on the frame and painted the sky and hills.



Getting Started



Agnes showing the group a fabric painting technique.


On November 15th we started the stitching. French knots using Bouclé thread make up the body of the sheep.



There are two fields on this pattern, the background is a field of canola (French Knots) and the foreground will be green grass (straight stitches).



On the following page are close up pictures of Leslie's finished piece to give us a reference.



Where Did You Get That?

Since our local options are limited we'll maintain a page for shops and/or designers that we can obtain patterns and materials from.

Fabric, threads, patterns, and notions. If you have a recommendation let me know and we can add it.



Nordic Needle

Fargo, North Dakota USA

www.nordicneedle.com

Phone: 1 (800) 433-4321

-patterns, materials and notions

ABC Stitch Therapy

Grantham, New Hampshire USA

www.abcstitch.com

Phone: 1 (877) 863-4000

-patterns, materials, and notions

Victoria Sampler

Sidney, British Columbia, Canada

www.victoriasampler.com

Phone: 1 (888) 658-3566

-designer's patterns and thread packs for those designs

Thread & Eye

London, Ontario, Canada

www.threadneye.com

Phone: 1 (800) 608-7380

Traditional Stitches

Calgary, Alberta, Canada

www.traditionalstitches.com

Phone: 1 (866) 208-9650

Silkweaver

Tallahassee, Florida USA

www.silkweaverfabric.com

Phone: 1 (775) 667-7898

-hand dyed cross stitch fabrics

Keepsake Needlearts

Center Harbour, New Hampshire, USA

www.keepsakeneedlearts.com

Phone: 1 (800) 852-7338

-cross stitch, needlepoint, crewel, etc.

MaryMaxim

Paris, Ontario, Canada

www.marymaxim.ca

Phone: 1 (888) 442-2266

-yarn, kits, stitching supplies

A Great Notion Sewing Supply Co.

British Columbia, Canada

www.agreatnotion.com

Phone: 1 (800) 309-2829

-books. Felting, stitching, sewing supplies

Nancy's Notions

Beaver Dam, Wisconsin, USA

www.nancysnotions.com

Phone: 1 (800) 833-0690

-fabric, patterns, sewing supplies, etc.



If you had unlimited time and unlimited resources what project would you stitch?

Melissa — I have been drooling over these three pieces from Victoria Sampler for years...but of course I never find the time or money to start them.



I'd like to stitch these.

Holly — I would like to travel around the tropics, meeting with the ladies that reside there. Being able to share ideas, techniques, cultures, etc. I know I would learn a lot.



Lorraine — If I had all the time and money was not an issue, I would like to establish a Canadian Learning Centre for the Traditional Home Hand Crafts. The centre would provide the continuance of traditional needle crafts as one of its divisions, Knitting & Crochet, Rug hooking, Smocking and Quilting would be among the other divisions. It would be



a charter school with strong affiliations with public grade school as well as the universities especially Nova Scotia College of Art and Design.



Links of Interest

OVGS newsletter mentioned a site that provides free samples of pictures from art and design books. Check out Dover Publications sample page.

www.doverpublications.com/sampler/

The American Needlepoint Guild's November stitch of the month is the **French Knot!!**

www.needlepoint.org/StitchOfTheMonth/2008/nov.php

Check out the National Academy of Needlearts and their free patterns.

www.needleart.org/Patterns.php



TCS Objective

The Town Clock Stitchers is a chapter of the Embroiderers' Association of Canada (EAC) with the same purpose: "To encourage and promote the practices and knowledge of the art of embroidery in all its forms; to have fellowship of persons who enjoy needlework and wish to learn and share knowledge; and thereby to work towards maintaining higher standards of design colour and workmanship."

Meetings

Regular meetings of the Town Clock Stitchers are held at the Museum of Natural History, 1747 Summer St, Halifax on the **last Tuesday** of each month at 7:00pm from September to May. We meet in the Project Room and there is ample paid parking on the south side of the Museum. The entrance is by the side door off the Visitor's Parking Lot.

Our meetings are educational in nature. We have speakers, demonstrations, and introduction of both old and new techniques and materials. We also have hands-on kit nights.

Membership Fee: Membership fee is \$55.00 per year, which includes EAC membership.

Newsletter

Stitches is published four times each year: spring, summer, fall and winter. Deadline for submissions for each issue will be announced. Call the Editor with your news!

To contact the Town Clock Stitchers please send an e-mail to info@townclockstitchers.ca

